



Student Name: _____ Date: _____

Circle the pictures that start with letter 'h'.








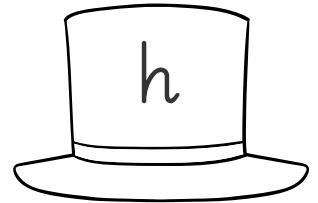


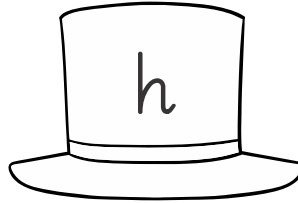
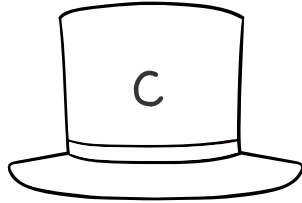
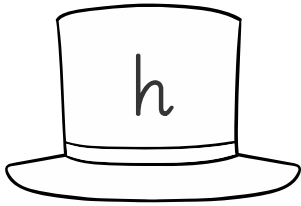
Trace the letter 'h'.





Student Name: _____ Date: _____

Colour the hats which contain the letter 'h'.






Student Name: _____ Date: _____

Cut the heart with coloured paper and paste it on outline.

h

'h' is for heart.



Trace the letter 'h'.






Student Name: _____ Date: _____

Cut the hut cutouts with coloured paper and paste it on outline.

h

'h' is for hut.



Trace the letter 'h'.

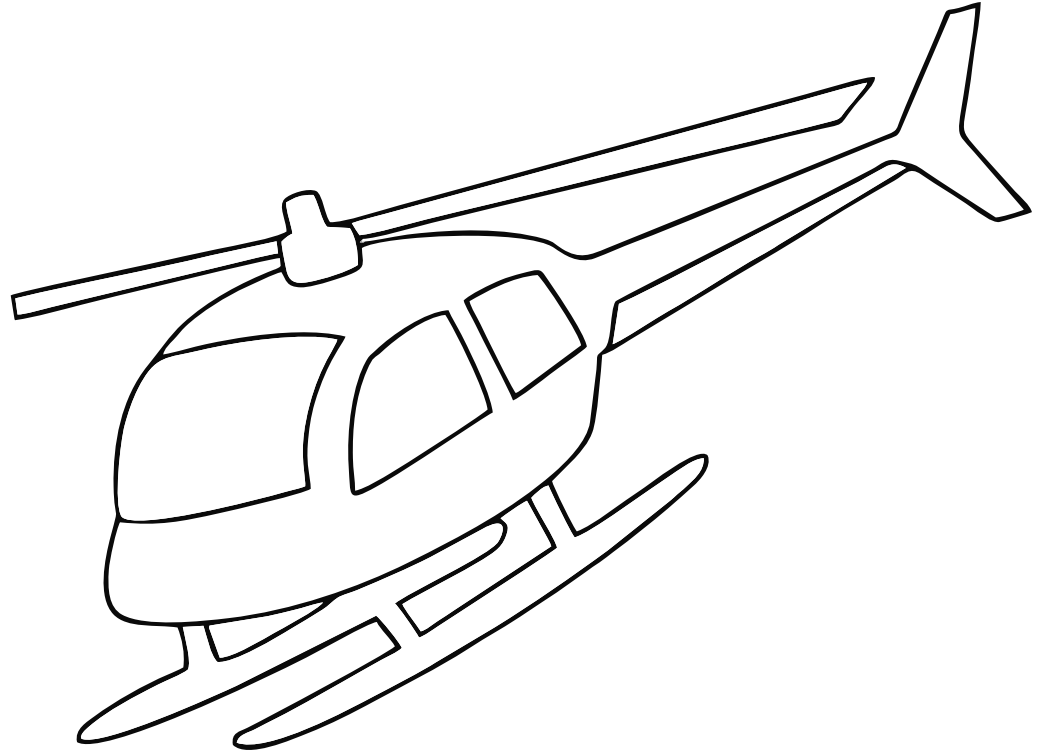
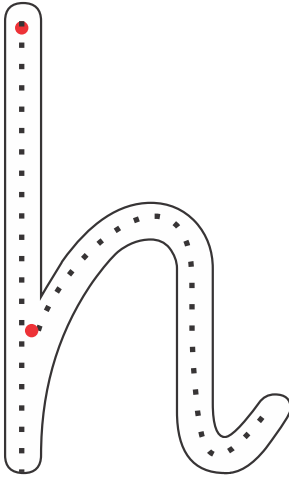




scan QR code
for catalogue

Student Name: _____ Date: _____

Colour the helicopter and trace the letter 'h'.



Tracing practice lines for the letter 'h'. Each row contains four dotted 'h' characters on a set of three horizontal lines. There are three such rows.